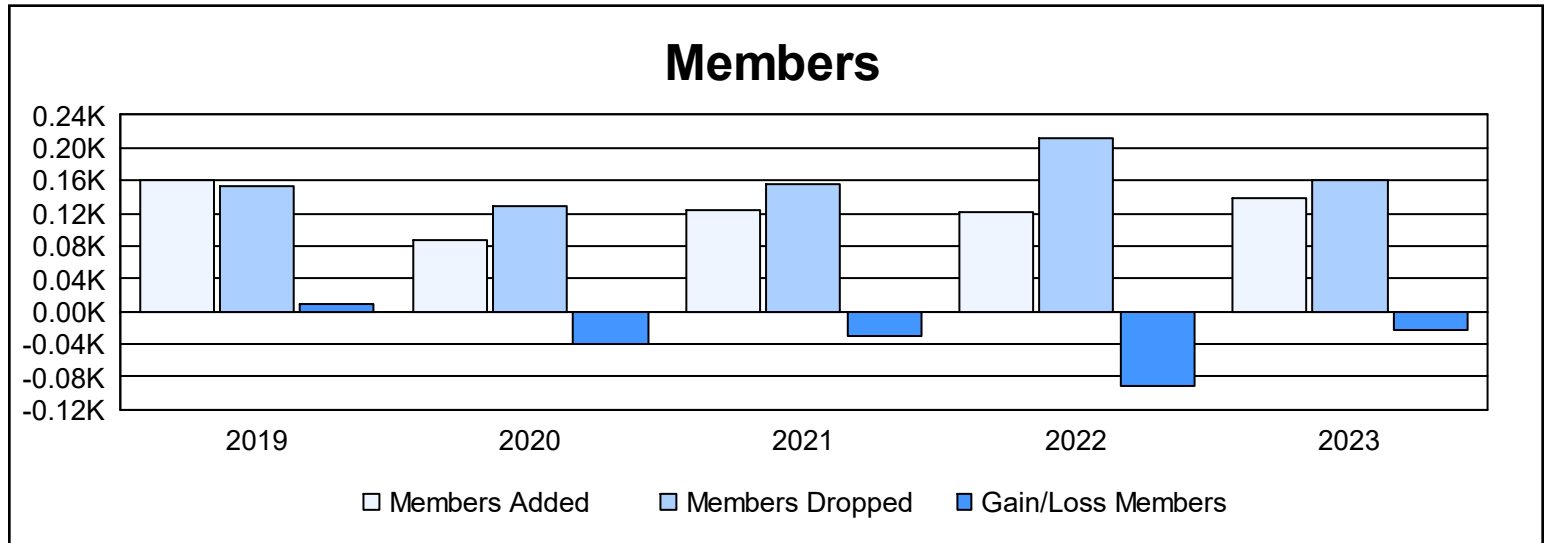
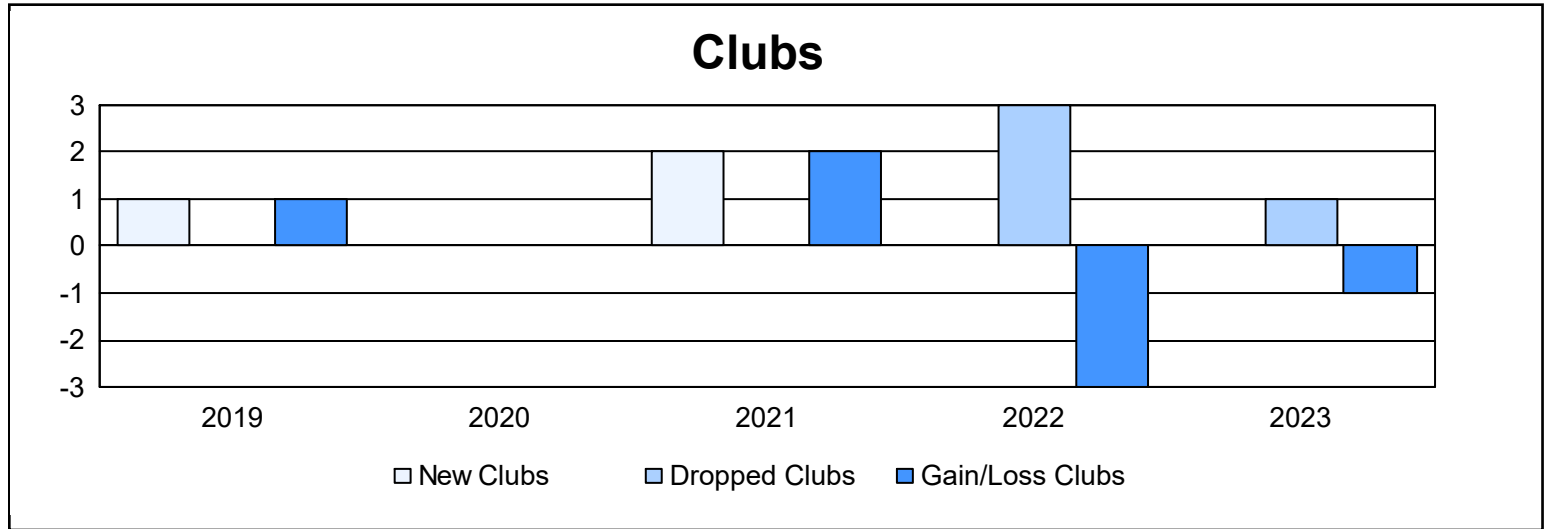
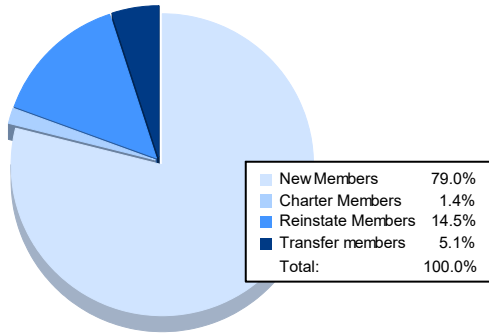


| Year | New Clubs | Dropped Clubs | Gain/ Loss Clubs | New Members | Charter Members | Reinstate Members | Transfer Members | Total Member Added | Total Members Dropped | Gain/ Loss Members |
|----------------|-----------|---------------|------------------|-------------|-----------------|-------------------|------------------|--------------------|-----------------------|--------------------|
| 2018-2019 | 1 | 0 | 1 | 125 | 26 | 7 | 3 | 161 | 152 | 9 |
| 2019-2020 | 0 | 0 | 0 | 77 | 1 | 4 | 6 | 88 | 129 | -41 |
| 2020-2021 | 2 | 0 | 2 | 67 | 52 | 2 | 3 | 124 | 155 | -31 |
| 2021-2022 | 0 | 3 | -3 | 104 | 2 | 10 | 6 | 122 | 212 | -90 |
| 2022-2023 | 0 | 1 | -1 | 109 | 2 | 20 | 7 | 138 | 161 | -23 |
| Average | 1 | 1 | 0 | 96 | 17 | 9 | 5 | 127 | 162 | -35 |



Membership Composition June 2023 Cumulative



Gender Composition June 2023 Cumulative

